

















Try the following activities to help your child with reading:

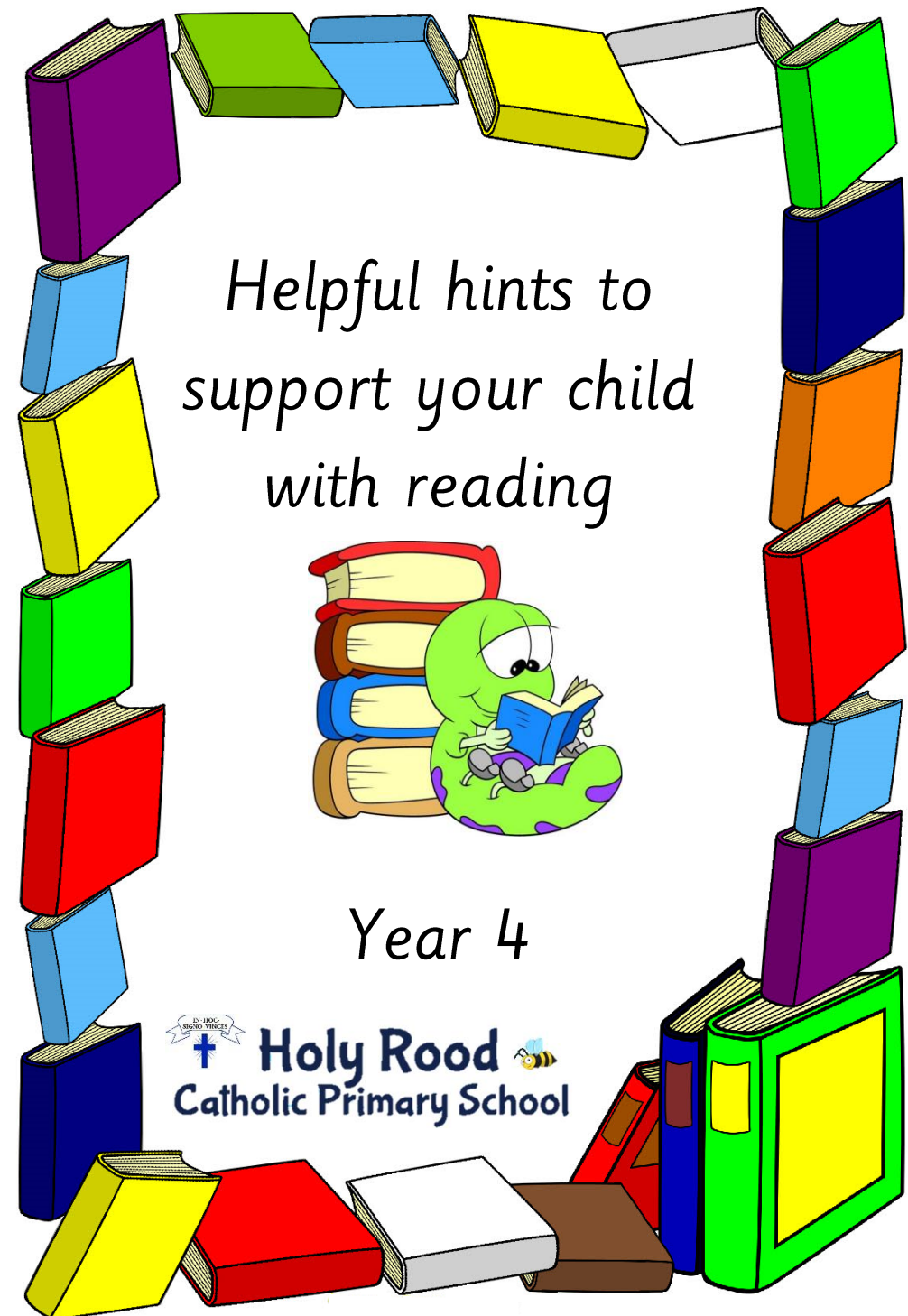
-  Continue to read with your child every day for 10 minutes, varying the type of books read (fiction/non-fiction)
-  Read books which have been made into films and encourage your child to talk about the difference between the book and the film.
-  Ask your child what word would make sense when he/she becomes stuck on a word.
-  Encourage your child to 'have a go; and read on to get the overall meaning.
-  Select an instructional text, e.g. a recipe. Encourage your child to read and follow the instructions.
-  Encourage your child to find an interesting article/ photograph from a newspaper and tell you about it.
-  Discuss favourite authors together and decide why you like them.
-  If your child makes a mistake, when reading aloud, do not interrupt their reading. Instead, allow time for self-correction. If the mistake does not alter the meaning ignore it and discuss if when they have finished reading.
-  Play games with your child, following simple instructions.
-  Play word games together, e.g. word sorting by letter patterns etc.
-  Encourage your child to retell stories, sequencing the main events. Assist your child with meaning and interpretation by retelling.
-  Encourage your child to talk about books that he/she has enjoyed or disliked. Help them to develop thoughtful criticism and comments.

**Our aims at Holy Rood Catholic Primary School are:**

-  To inspire a love for and enjoyment of reading
-  To build on children's previous experiences of reading, giving them vital tools for the future
-  To encourage children to read and explore a range of texts
-  To develop children's awareness of the importance of reading

For further support with reading visit the following website:

<https://www.oxfordowl.co.uk/>



## Reading with DERIC

This is DERIC. You will see him in every classroom and around the school. He is a trusted friend who will help to develop your child's reading.



**D:** Decoding words.



**E:** Explaining new vocabulary



**R:** Retrieving information



**I:** Interpreting information




**C:** Choice (thinking about the choices made by the author/director/artist)

Use the questions provided to support with developing your child's reading and understanding linked to key areas. Some questions will lend themselves better to certain texts, so try using a range with the different books that your child brings home. These focus areas are for years 3 to 6, you will see a development in your child's answers as they move through the school.

### 2a: Give/explain the meaning of words in context

- What does this... word/phrase/sentence... tell you about... character/setting/mood etc.?
- Highlight a key phrase or line. By writing a line in this way what effect has the author created?
- In the story, 'x' is mentioned a lot. Why?
- The writer uses words like ... to describe .... What does this tell you about a character or setting?
- What other words/phrases could the author have used?
- The writer uses ...words/phrases...to describe ... How does this make you feel?
- How has the writer made you and/or character feel ...happy /sad/angry/ frustrated/lonely/bitter etc.?



### 2b: Retrieve and record information/identify key details from fiction and non-fiction

- Where does the story take place?
- When did the story take place?
- What did s/he/it look like?
- Who was s/he/it?
- Where did s/he/it live?
- Who are the characters in the book?
- Where in the book would you find...?
- What do you think is happening here?
- What happened in the story?
- What might this mean?
- Through whose eyes is the story told?
- Which part of the story best describes the setting?
- What words and /or phrases do this?
- What part of the story do you like best?
- What evidence do you have to justify your opinion?



### 2d: Make inferences from the text/explain and justify inferences with evidence from the text

- What makes you think that?
- Which words give you that impression?
- How do you feel about...?
- Can you explain why...?
- I wonder what the writer intended?
- I wonder why the writer decided to...?
- What do these words mean and why do you think the author chose them?



### 2f: Identify/explain how information/narrative content is related and contributes to meaning as a whole

- Explain why a character did something.
- Explain a character's different/changing feelings throughout a story. How do you know?
- What are the clues that a character is liked/disliked/envied/feared/loved/hated etc...?
- What is similar/different about two characters?
- Why is 'x' (character/setting/event) important in the story?
- What is the story (theme) underneath the story? Does this story have a moral or a message?
- Why do you think the author chose to use a... question/bullet/subheading/table etc to present the information?
- How does the title/layout encourage you to read on/find information?
- Where does it tell you that...?
- Why has the writer written/organised the text in this way?
- In what ways do the illustrations support the instructions?
- How could these instructions/information/illustrations be improved?
- Who do you think this information is for?

