












When your child brings a book home spend time doing the following:

-  Talk about the front cover and title
-  Make predictions about the story
-  Discuss the characters
-  Make links to the story and your child's life
-  Look at and discuss the language/vocabulary used
-  Discuss possible endings and what would happen if the story ended in a different way
-  Ask your child to think of their own story linked to this one
-  Ask your child to retell the story, remembering specific details
-  Ask your child questions about what they have read
-  Ask your child their likes and dislikes linked to the story

For further support with reading visit the following website:

<https://www.oxfordowl.co.uk/>

OxfordOWL



Helping your child read at home

Try the following activities to support your child with their reading at home.

📖 Point out and discuss print and signs all around. E.g. shop signs and menus. Children often 'read' a Tesco/Asda sign because of the distinctive logo.

📖 Involve your child in everyday activities and tasks such as writing a shopping list and looking at labels in supermarkets.

📖 Sing / share nursery rhymes. This is very important as it allows children to develop their knowledge of rhyme.

📖 Model reading to them when you can. E.g. newspapers, directions, on the computer etc.

📖 Visit the local library or book shop and spend time looking at and discussing the range of books available. What type does your child prefer?

📖 Find a quiet time and place to look at a book together. Discuss the pictures before reading the words. Can your child predict what the story will be about by looking at the front cover?

📖 Make a small book together. Children love to make up stories and can create a picture book. You might want to scribe your child's story for him/her, but this is not always necessary. Children feel very important when they 'read' their story to someone else.

By the end of FS2, most children will be able to:

📖 Listen to stories and rhymes showing enjoyment and sustained concentration.

📖 Understand that we read for a range of purposes.

📖 Join in with familiar and repetitive texts, rhymes or songs.

📖 Use picture cues to tell a story.

📖 Make predictions about what might happen in a story based on the front cover.

📖 Make predictions about what might happen next based on what has already happened in the story.

📖 Retell a story in the correct sequence, using some language from the story.

📖 Begin to discuss characters and settings.

📖 Begin to express their opinion on a story and give reasons.

📖 Recognise environmental print (such as well-known signs i.e. McDonalds).

📖 Identify their own name.

📖 Know that English print is read left to right, top to bottom.

📖 Hold a book carefully and correctly and turn the pages.

📖 Point to words when reading – making a link between spoken and written word.

📖 Hear rhyming words and generate their own rhyming string.

📖 Sound out new/unfamiliar words, blending the sounds together to make a word.

📖 Read a range of common words 'on sight'.

📖 Use picture cues to help with unfamiliar words.

