

Phonics Workshop



12th October 2021

Aims

- To help parents understand how we teach phonics.
- To know how to support children with phonics at home.

Being a successful reader requires two main skills

1. Phonics – decoding by blending the sounds in words to read them.
2. Language Comprehension – understand what the word means within the context it appears.

Language development and phonics working together supports reading development.



What is Phonics?

Phonics is a method for teaching children to read and write in English.

It involves connecting the sounds of spoken English with letters or groups of letters e.g that the sound /k/ can be represented by c, k, ck or ch spellings).




The children learn how to use these sounds to read and write words.



Letters and Sounds

We follow the letters and Sounds programme. Phonics sessions are taught daily for 20-30 minutes.

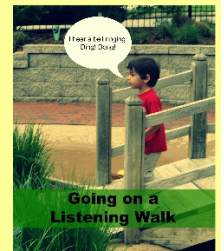
- detailed six phase programme
- starts in pre-school
- aims for children to become fluent readers by the age of seven (end of year 2).
- Phases overlap



Phase 1 (Nursery)



- Developing key speaking and listening skills ie listening walks.
- Nursery rhymes
- Musical instruments - copying patterns and exploring different sounds (loud/quiet, fast/slow)
- Introduces oral blending and segmenting.



Phase 2

- Learning 19 letters of the alphabet and one sound for each.
- Blending sounds together to make words.
- Segmenting words into their separate sounds.
- Beginning to read simple captions.
- They will also learn high frequency tricky words: I, the, to, go, no.

Phase 2

Set 1 - s a t p

Set 2 - i n m d

Set 3 - g o c k

Set 4 - c k e u r

Set 5 - h b f ff

Set 6 - l ll s ss

Phase 3 (Reception)

By the end of Phase 3 the children will know one way of writing down each of the 44 phonemes.

Set 6 - j v w x

Set 7 - y z zz qu

Consonant digraphs - ch sh th ng

**Vowel digraphs (and trigraphs) ai ee igh oa oo ar or ur
ow oi ear air ure er**

Phase 4 (Reception)

No new sounds.

Consolidates knowledge of graphemes/phonemes







Is not a major leap from phase 3!


Goes onto words with 4 phonemes plus.

Children need a good foundation in the skills of oral blending and segmenting.

The main challenge in this phase is to help children to blend and segment words with adjacent consonants e.g. **truck, help**.


It is important that the phonemes are pronounced correctly

Ruth Miskin's Ten Top Tips for getting started with phonics Watch the video	and Spelling made easy Encouraging writing				
Debbie Hepplewhite's Ten FAQs about phonics Watch the video	Sounds (phonemes)	Listen to the sounds	Letters that represent the sounds (graphemes)	Examples of the sounds in words	Listen to the sounds in words
Laura Sharp's Ten FAQs about the Y1 phonics screening check Read the FAQs	a		a	ant	
Say the sounds There are 26 letters of the alphabet but they make 44 sounds. Which sounds would you like to hear spoken aloud and in example words? Sounds A-E Sounds F-N Sounds O-S Sounds T-Z Making sounds into words	ai		a, ai, ay, a-e, ey, ei, eigh, aigh	apron, rain, day, make, they, veil, weigh, straight	
What is synthetic phonics? When your child is learning to read there are two crucial things to learn... Read more	ar		ar, a, al, are, au, ear	farm, father, calm, are, aunt, heart	



<https://www.oxfordowl.co.uk/for-home/reading-owl/expert-help/phonics-made-easy/>

Terminology



Phoneme a sound in a word.



Grapheme - the letter or letters that represent a sound

For example the /c/ phoneme can be represented by the following graphemes **c k ck**

Terminology

Digraph is two letters combined to make one sound. E.g. sh, th, ng

Trigraph is three letters combined to make one sound. E.g. igh, air, ear

Terminology




How many phonemes are in these words?
How many graphemes are there?

cat

ship

chair

Terminology



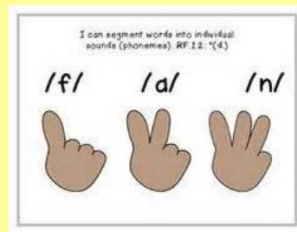

How many phonemes are in these words?
How many graphemes are there?

cat
• • •

ship
— • •

chair
— —

Blending & Segmenting




Blending is recognising the letter sounds in a written word, for example **c-u-p**, and merging them in the order in which they are written to pronounce the word 'cup'

Segmenting is identifying the individual sounds in a spoken word (e.g. 'him' = **h - i - m**) and writing down letters for each sound to form the word.

Sound Buttons

bed dish

The word 'bed' has three red circular sound buttons under the letters 'b', 'e', and 'd'. The word 'dish' has three red sound buttons under the letters 'd', 'i', and 's': a red circle under 'd', a red circle under 'i', and a red horizontal bar under 's'.

We use sound buttons to help children begin to read words.

Put the sound buttons under these words

bee

cow

fog


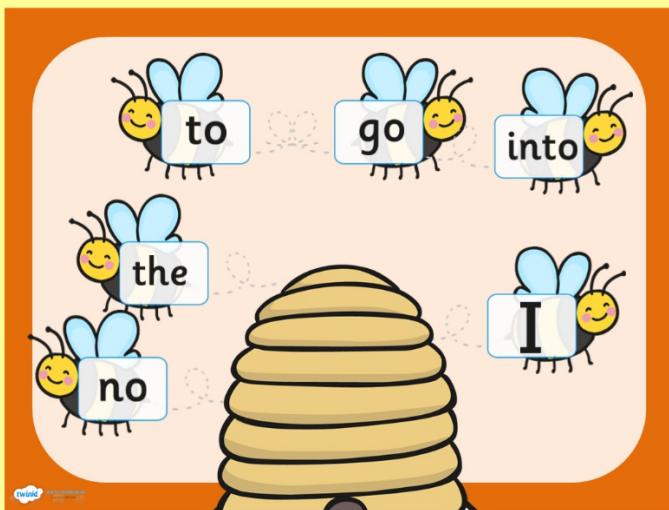
Put the sound buttons under these words

bee
• —

cow
• —

fog
• • •

Tricky words



How you can help at home

Firstly, children need to recognise the grapheme

or

igh

ai

oa

ee

Play games such as splat the sound, pairs, snap, sound hunts.

How you can help at home

Combine graphemes to make simple words for children to read.

b

oa

t

n

igh

t

How you can help at home

Combine graphemes to make simple words for children to read. E.g. Can you make the word night?

igh

b

n

oa

t

Useful websites

www.oxfordowl.co.uk

www.phonicsplay.co.uk

www.educationcity.com

www.letters-and-sounds.com

You can find the Jolly Phonics songs on Youtube.



Any questions?

